









Short-term forecast

Station averages

	 °F	 %	 inHg	 mph	 in/h	 °F
6 Sep	76.1 / 60.5	80.5	29.93	0.6	0.36	80.1 / 62.9
7 Sep	69.8 / 59.0	77.7	29.92	1.2	0.06	71.5 / 59.5
8 Sep	72.1 / 55.2	75.2	29.98	1.7	0.01	72.1 / 54.8
9 Sep	77.2 / 57.3	67.8	30.01	2.0	0.17	76.6 / 56.8
10 Sep	77.8 / 58.0	69.4	30.04	1.6	0.01	77.5 / 58.4
11 Sep	74.3 / 60.2	71.3	29.98	1.9	0.58	73.8 / 60.0
12 Sep	75.1 / 61.1	68.3	29.88	1.7	0.73	75.1 / 60.7
13 Sep	76.1 / 58.1	69.2	29.96	1.2	0.15	75.5 / 57.9
14 Sep	77.3 / 59.0	66.0	30.01	1.3	0.02	76.6 / 58.6

Station extremes

	 °F	 %	 inHg	 mph	 mph	 in/h	 °F
6 Sep	81.1 2023	95.0 2023	30.17 2020	5.0 2020	19.0 2020	1.41 2023	89.1 2023
	51.3 2021	42.0 2021	29.64 2020	-	-	-	51.3 2021
7 Sep	82.1 2022	97.0 2022	30.17 2022	5.0 2020, 2021, 2022	16.0 2020, 2021	0.22 2021	85.8 2022
	54.0 2020	51.0 2022	29.58 2021	-	-	-	51.3 2020
8 Sep	97.6 2018	95.0 2022	30.26 2020, 2023	8.0 2020	19.0 2020, 2021	0.06 2020	95.4 2018
	48.0 2020	20.0 2018	29.64 2018	-	-	-	43.5 2020
9 Sep	98.9 2018	96.0 2020, 2023	30.37 2020	9.0 2018	19.0 2018, 2020	0.85 2020	96.6 2018
	45.4 2023	19.0 2018	29.64 2018	-	-	-	41.0 2020
10 Sep	100.5 2018	96.0 2020, 2021	30.43 2020	8.0 2018	16.0 2018	0.05 2020	99.5 2018
	45.5 2020	13.0 2018	29.63 2018	-	-	-	41.5 2020
11 Sep	103.6 2018	96.0 2020, 2022, 2023	30.38 2020	8.0 2022	23.0 2022	1.50 2022	99.1 2018
	47.7 2020	10.0 2018	29.61 2018	-	-	-	46.2 2020
12 Sep	104.1 2018	97.0 2020, 2022	30.22 2023	8.0 2022	23.0 2022	2.45 2022	99.6 2018
	50.4 2023	11.0 2018	29.63 2018	-	-	-	49.3 2022
13 Sep	102.1 2018	96.0 2021, 2022, 2023	30.26 2023	6.0 2018	15.0 2020, 2022	0.49 2021	96.9 2018
	47.0 2023	8.0 2018	29.68 2018	-	-	-	46.0 2023
14 Sep	106.6 2018	97.0 2021	30.40 2020	6.0 2018	19.0 2021	0.11 2021	101.8 2018
	42.5 2023	9.0 2018	29.59 2018	-	-	-	40.5 2023

Almanac

